

TEL. 9554725, 55110031

PABX-575,

Mail: fxdeal@janatabank-bd.co

Exchange Rate Circular - 040



JANATA BANK LIMITED

TREASURY DEPT.(FRONT OFFICE)

HEAD OFFICE, DHAKA

INDICATIVE ONLY: Rates may vary in the

For Previous Rate Sheet Click

<https://goo.gl/URA0t4>

DATE : 28 Feb 2021

Sunday

EFFECTIVE DATE: 28 Feb 2021

same day

A) CROSS RATE OF N.Y CLOSING &amp; S.E. ASIAN MARKETS AS ON 26/02/2021

	GBP/USD	EUR/USD	USD/JPY	USD/C.DLR	USD/S.FRA	AUD/USD
SELLING	1.3936	1.2078	106.5800	1.2739	0.9082	0.7707
BUYING	1.3932	1.2074	106.6100	1.2743	0.9086	0.7705

B) JANATA BANK LTD'S CASH

CURRENCY &amp; T.C TO PUBLIC TK PER UNIT OF FOREIGN CURRENCY

SELLING	CURRENCY	BUYING	SELLING	CURRENCY	BUYING
86.7000	US Dollar	84.1000	23.5000	Saudi Riyal	20.5000
115.5000	G. B. Pound	109.5000	23.9000	UAE. Dirham	22.5000
102.2500	Euro	97.0000	20.8000	MAL.Ringit	18.0000
65.9710	Aus. Dollar	56.5210	1.2200	Indian Rupee	1.1200

BE SAME AS SELLING T.T.&amp; O.D AND BUYING O.D. TRANSFER

SELLING		NAME OF CURRENCY	BUYING			
T.T.& O.D.	B.C.		T.T.CLEAN	T.T.DOC	O.D.SIGHT EXP.BILLS	O.D. TRANSFER
84.9500	84.9500	US Dollar	84.2000	84.1500	84.1000	83.9000
120.4692	120.6110	G. B. POUND	116.8376	116.6622	116.4178	115.9534
104.6635	104.8998	EURO	100.7392	100.0806	99.9321	99.7336
0.8205	0.8267	JP.YEN	0.7930	0.7862	0.7849	0.7345
68.6757	68.8533	CAN.DLR	67.2504	67.1743	66.9703	66.3207
94.9808	95.1434	SWISS.FRANC	93.4864	93.2873	93.1853	92.6454
222.6560	222.9313	OMANIAN RIYAL	218.9844	211.7508	211.1093	210.0000
11.2500	11.4373	H.K.DLR	10.9276	10.9160	10.8841	10.8523
65.0049	67.3959	SING.DLR	63.6336		62.3805	56.7480
2.8152	2.8196	THI.BAHT	2.7799		2.7689	2.7608
21.1581	21.1778	MAL.RINGIT	20.8923		20.8092	20.7482
23.3010	23.3092	UAE.DIRHAM			22.9816	22.9975
22.8207	22.8787	SAUDI RIYAL			22.5073	22.4400
21.0000	21.4903	QATAR RIYAL				20.0000
282.5324	285.7738	KUWAIT DINAR				255.0000
224.9396	224.2812	BAHRAIN DINAR				215.7339
13.5754	14.1757	CHINESE YUAN				12.5000

D) USANCE RATE:	30 DAYS	60 DAYS	90 DAYS	120 DAYS	150 DAYS	180 DAYS
US Dollar	83.5988	83.1077	82.6165	82.1253	81.6342	81.1430
G. B. POUND	115.7362	115.0547	114.0810	113.6916	113.0100	112.3285
EURO	99.3445	98.7568	97.9173	97.5815	96.9939	96.4062

E) FORWARD RATE:		1 MONTH	2 MONTHS	3 MONTHS	6 MONTHS	1 YEAR
SELLING	US Dollar	85.5270	85.8040	86.1309	87.3119	0.0000
BUYING	US Dollar	84.6053	85.0604	85.3158	86.5315	0.0000


F) NFCD INTT RATE, EFFECT ON: 16.02.2021 To 28.02.2021	1 MONTH	3 MONTHS	6 MONTHS	12 MONTHS
US Dollar	0.10549	0.19102	0.20437	0.29975
G. B. POUND	0.03317	0.05200	0.07020	0.12257
EURO	0.00000	0.00000	0.00000	0.00000


G) LIBOR AS ON 26/02/2021 , 60 DAYS 0.14750 90 DAYS 0.18838 180 DAYS 0.20300


H) INDICATIVE RATE OF 01 SDR ,USD WITH NTL, CUR OF ACU MEMBERS AS IMF RATE 26/02/2021	IN.RS	N.RS	SL.RS	PK.RS	BD TK	USD
USD 1	73.0408	110.0409	175.0610	134.5500	84.5800	
SDR 1	105.1255	158.3787	251.9603	193.6540	121.7336	1.4393

IN CASE OF AUS. DOLLAR CASH RATE WILL BE USED FOR T.T ALSO

Rates mentioned in row C, D, E and F are applicable only for bank's own customers.

  
Md. Nur Islam  
PO  
Prepared By

  
Syeda Hasinatul Jannat  
SPO  
Checked By

  
Shipra Biswas  
AGM  
Authorized Signature

  
Md. Yakut Mia  
DGM  
Authorized Signature